

Scaled data based on original data using
LM-79-08 Approved Method: Electrical and Photometric Measurements of Solid-
State Lighting Products

Test Report Prepared for
Cooper Lighting Solutions
(formerly Eaton)

Brand: McGRAW-EDISON

Report Number: P385442

Luminaire Tested: **GWC-SA1A-727-U-T2-HSS**

Issue Date: 3/3/2020

Test Information

Test Method: LM-79-08
Report Number: P385442
TEST IS SCALED FROM IESNA LM-79-08 TEST DATA (G2-1903-205-13)
Test Lab: INNOVATION CENTER
Issue Date: 3/3/2020
Manufacturer: COOPER LIGHTING SOLUTIONS (FORMERLY EATON)
Product Line: MCGRAW-EDISON
Catalog Number: GWC-SA1A-727-U-T2-HSS
Description: GALLEON WALL LUMINAIRE
(1) 70 CRI, 2700K, 615mA LIGHTSQUARE WITH 16 LEDS AND TYPE II OPTICS WITH HOUSE SIDE SHIELD
Light Source: -
Ballast/Driver: ELECTRONIC DRIVER

Summary

Lumens per Lamp: N/A
Luminaire Lumens: 2960 lumens
Efficiency: N/A
Efficacy: 87.1 lumens/watt
Luminous Opening: Rectangular (W 0.5' x L: 0.5' x H: 0')
IES Classification: Type II - Medium
BUG Rating: B0 - U0 - G1

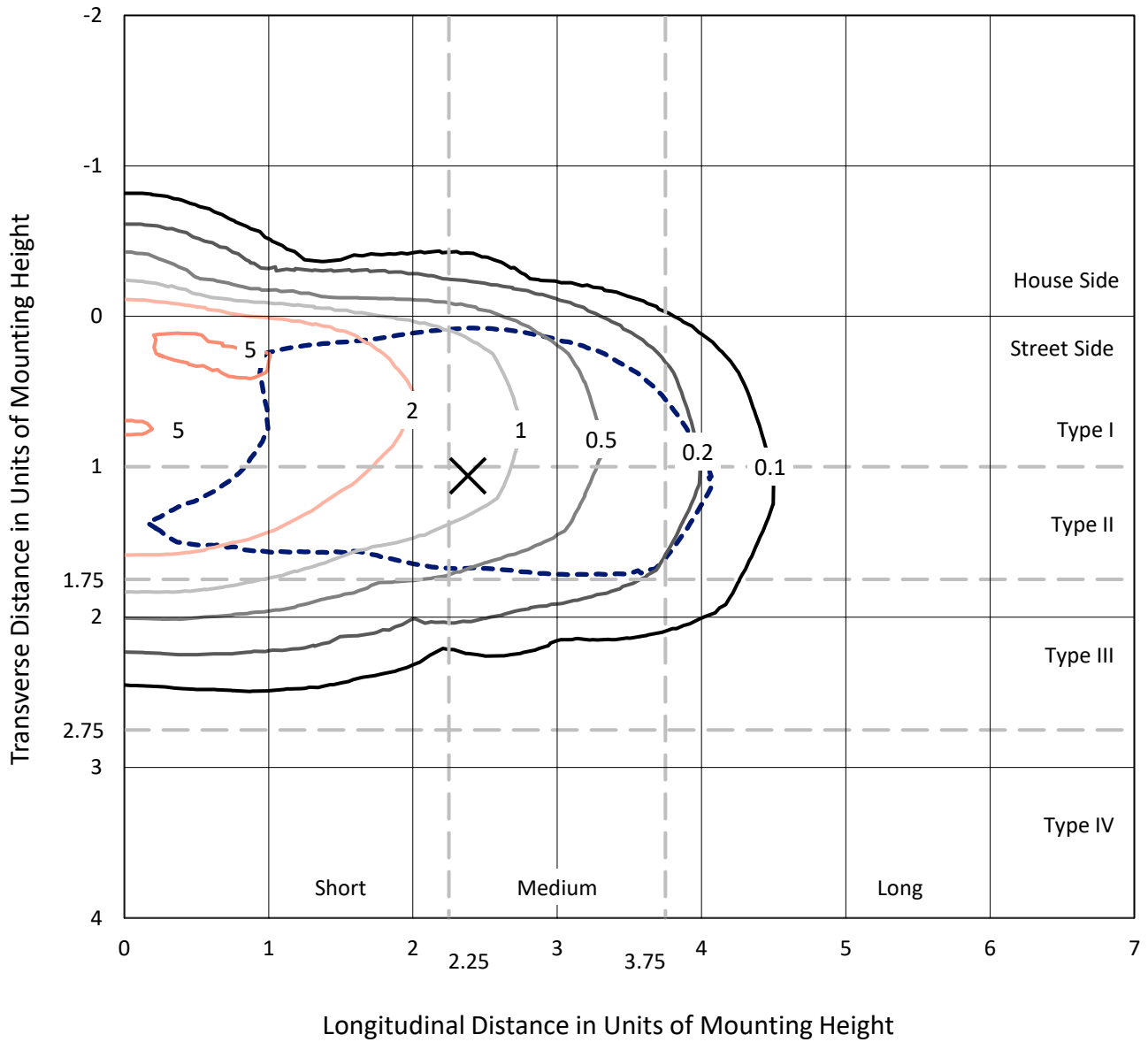
Input Watts (W): 34
Input Voltage (V): NR
Input Current (Ain): NR
Voltage Rise (V): NR
Power Factor: NR
Total Harmonic Distortion (THDi): NR
Frequency (hertz): 60
Stabilization Time: NR
Operation Time: NR
Ambient Temperature (°C): NR
Test Distance: 24 FT



REPORT NUMBER: P385442
 CATALOG NUMBER: GWC-SA1A-727-U-T2-HSS

Iso-Footcandle Lines of Horizontal Illumination

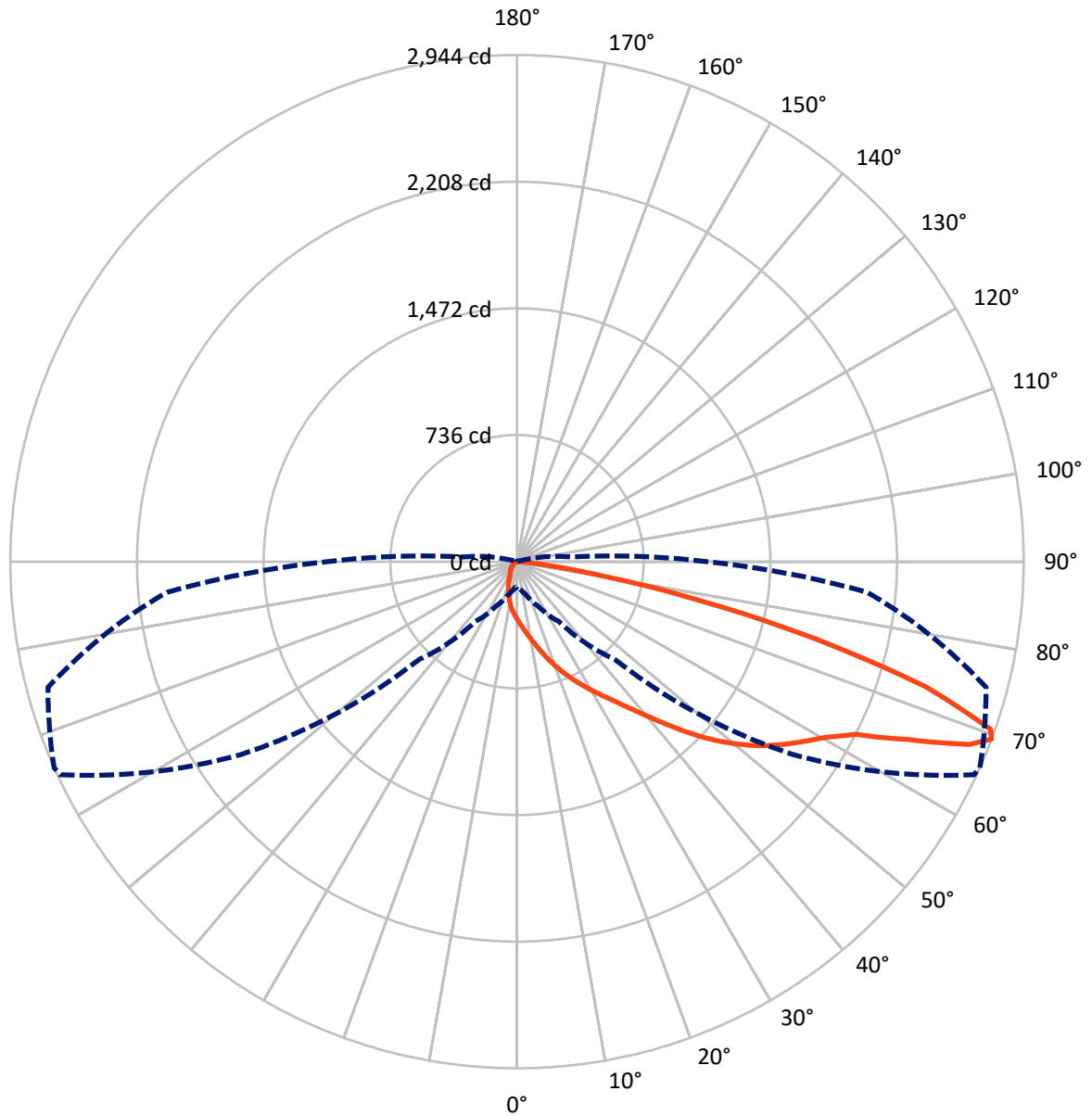
✕ Max cd
 - - - 1/2 Max cd



Based on 10 foot mounting height. Maximum calculated value = 5.6 fc
 Type II - Medium - N/A

REPORT NUMBER: P385442
CATALOG NUMBER: GWC-SA1A-727-U-T2-HSS

Luminous Intensity Polar Plot



— Vertical Plane Through 66-Deg Lateral - - - Horizontal Cone Through 69-Deg Vertical



REPORT NUMBER: P385442

CATALOG NUMBER: GWC-SA1A-727-U-T2-HSS

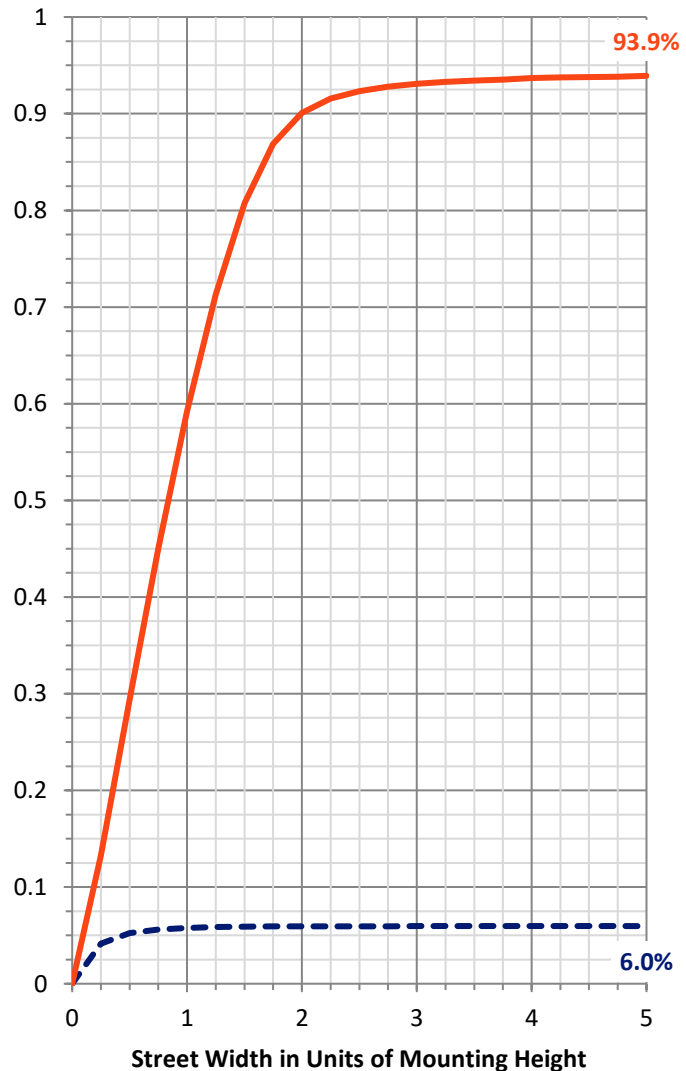
FLUX DISTRIBUTION:

		Downward	Upward	Total
House Side	Lumens	177.6	0.0	177.6
	% Fixture	6.0	0.0	6.0
Street Side	Lumens	2782.4	0.0	2782.4
	% Fixture	94.0	0.0	94.0
Total	Lumens	2960.0	0.0	2960.0
	% Fixture	100.0	0.0	100.0

Coefficient of Utilization

ZONAL LUMENS:

Zone	Lumens	% Fixture
0°-10°	32.6	1.1
10°-20°	96.9	3.3
20°-30°	168.8	5.7
30°-40°	296.1	10.0
40°-50°	495.6	16.7
50°-60°	728.5	24.6
60°-70°	748.0	25.3
70°-80°	369.2	12.5
80°-90°	24.4	0.8
90°-100°	0.0	0.0
100°-110°	0.0	0.0
110°-120°	0.0	0.0
120°-130°	0.0	0.0
130°-140°	0.0	0.0
140°-150°	0.0	0.0
150°-160°	0.0	0.0
160°-170°	0.0	0.0
170°-180°	0.0	0.0
0°-90°	2960.0	100.0
0°-180°	2960.0	100.0



REPORT NUMBER: P385442

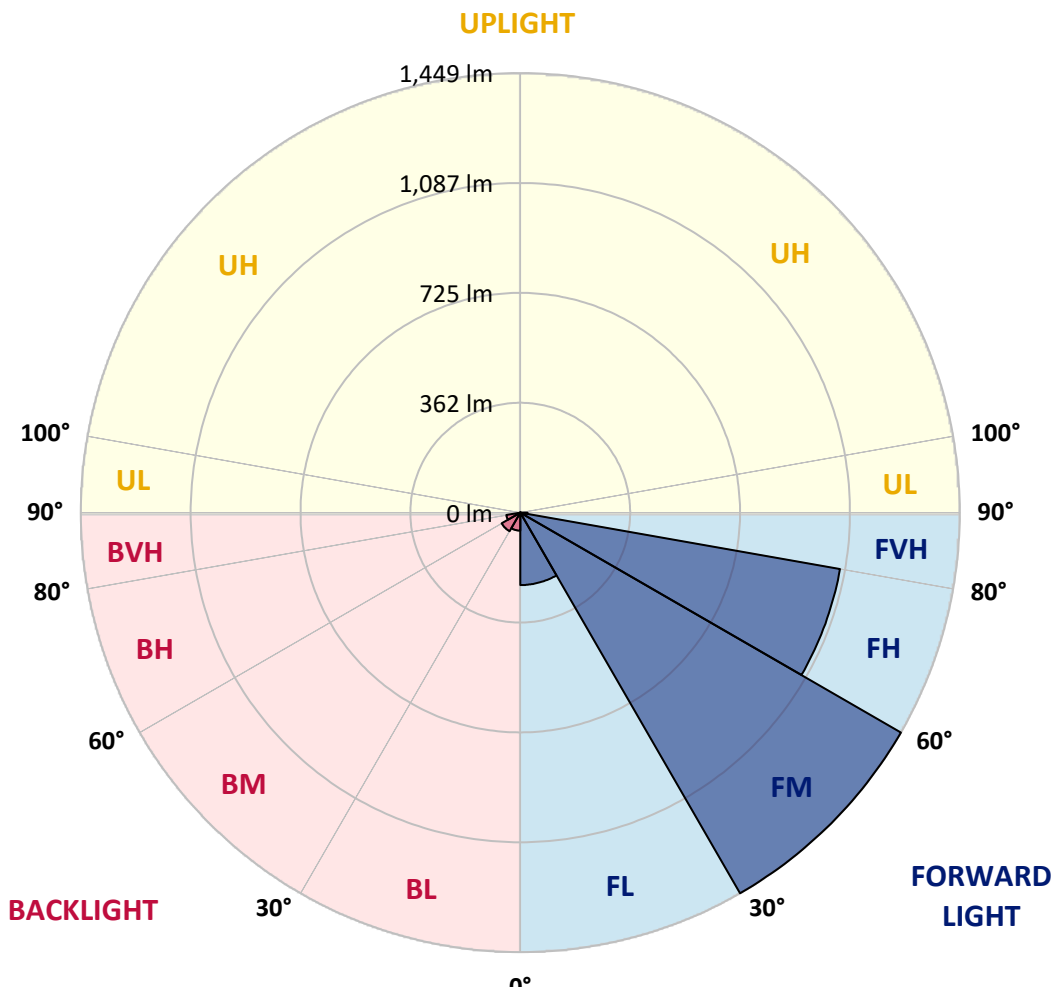
CATALOG NUMBER: GWC-SA1A-727-U-T2-HSS

LUMINAIRE CLASSIFICATION SYSTEM LUMEN TABLE AND BUG RATING:

Zone	Lumens	% Fixture	Zone Rating/Lumen Limit		
			B	U	G
FL (0°-30°)	238.8	8.1			
FM (30°-60°)	1449.4	49.0			
FH (60°-80°)	1070.4	36.2			G1/1800
FVH (80°-90°)	23.8	0.8			G1/100
BL (0°-30°)	59.4	2.0	B0/110		
BM (30°-60°)	70.8	2.4	B0/220		
BH (60°-80°)	46.8	1.6	B0/110		G0/110
BVH (80°-90°)	0.6	0.0			G0/10
UL (90°-100°)	0.0	0.0		U0/0	
UH (100°-180°)	0.0	0.0		U0/0	

BUG Rating: B0-U0-G1

Type II Medium





REPORT NUMBER: P385442
 CATALOG NUMBER: GWC-SA1A-727-U-T2-HSS

CANDELA DISTRIBUTION (FULL):

	0°	5°	15°	25°	35°	45°	55°	65°	66°	75°	85°
0°	336.9	336.9	336.9	336.9	336.9	336.9	336.9	336.9	336.9	336.9	336.9
2.5°	396.5	394.8	394.1	391.0	385.6	381.6	373.7	364.6	362.9	354.0	343.2
5°	447.9	446.5	445.5	441.2	435.7	425.4	411.1	394.1	390.8	374.0	352.3
7.5°	483.8	486.3	486.3	483.5	476.6	468.9	451.3	428.1	424.0	398.2	364.6
10°	504.7	507.8	510.2	512.6	511.6	508.5	491.9	465.8	460.9	426.6	378.8
12.5°	506.7	509.8	516.5	526.5	536.2	543.2	532.8	507.5	501.9	459.5	395.6
15°	495.7	499.0	509.4	528.8	552.2	572.8	576.1	553.8	548.0	498.7	416.7
17.5°	476.6	478.7	493.6	520.5	557.3	595.0	615.4	603.4	598.1	543.5	440.2
20°	462.4	464.0	477.0	505.8	554.2	608.9	652.5	656.1	650.5	591.6	465.6
22.5°	486.7	489.5	490.0	503.6	545.8	615.8	685.1	708.0	703.8	642.6	490.7
25°	553.2	556.5	545.8	537.3	552.9	618.9	713.1	761.2	757.8	697.6	515.8
27.5°	641.1	644.5	630.7	605.5	590.5	630.6	738.0	815.2	815.0	755.8	543.0
30°	727.4	730.8	716.7	691.6	657.0	663.6	759.5	871.7	872.5	815.9	571.8
32.5°	818.0	822.2	807.7	775.4	739.2	720.7	789.7	928.5	933.2	885.4	604.3
35°	920.9	921.4	901.1	867.2	825.6	797.0	838.2	992.2	1003.5	971.6	645.5
37.5°	1021.8	1025.9	1009.2	955.7	917.5	885.2	910.3	1071.7	1087.9	1076.9	699.3
40°	1096.6	1105.2	1102.8	1045.2	1008.9	985.8	999.9	1166.3	1186.9	1199.5	767.2
42.5°	1143.6	1150.0	1161.0	1126.3	1093.4	1097.2	1105.6	1276.6	1301.9	1339.3	845.2
45°	1197.4	1200.5	1209.7	1194.3	1172.1	1210.4	1217.8	1400.7	1427.3	1489.6	931.8
47.5°	1263.2	1270.5	1273.1	1259.0	1248.9	1310.5	1325.9	1513.6	1550.9	1650.5	1023.5
50°	1347.0	1349.0	1353.3	1344.2	1334.1	1396.5	1422.9	1632.1	1666.0	1812.1	1113.9
52.5°	1429.0	1436.0	1451.2	1445.4	1441.3	1469.7	1509.4	1739.0	1776.8	1946.8	1204.2
55°	1452.6	1458.6	1511.1	1546.9	1580.1	1560.0	1592.1	1834.7	1875.6	2067.1	1291.1
57.5°	1358.3	1370.5	1461.3	1554.7	1692.3	1700.3	1705.7	1933.0	1969.7	2159.3	1381.5
60°	1119.8	1122.2	1271.2	1431.4	1673.7	1822.8	1871.6	2038.6	2069.4	2245.2	1489.7
62.5°	712.2	736.6	900.1	1126.1	1477.5	1805.1	2072.2	2198.3	2209.5	2348.3	1644.9
65°	339.2	355.0	472.8	695.8	1070.2	1578.3	2210.7	2487.2	2492.3	2552.6	1852.3
67.5°	187.8	195.4	251.5	374.5	625.6	1116.2	2154.7	2829.4	2834.2	2761.2	2034.2
69°	146.9	153.4	197.5	282.3	424.2	802.2	1949.9	2929.6	2943.8	2821.0	2040.7
70°	124.7	131.0	170.1	238.4	341.1	619.9	1735.6	2904.8	2919.8	2815.3	1992.5
72.5°	76.3	80.0	113.3	167.9	228.6	311.8	1070.3	2456.6	2482.0	2582.5	1712.4
75°	51.5	53.4	70.9	115.8	163.5	160.6	556.0	1731.5	1786.6	2008.9	1264.8
77.5°	36.8	38.7	47.5	74.9	114.6	106.0	251.8	1076.1	1087.9	1204.9	689.7
80°	20.9	22.6	33.6	44.6	77.7	70.7	100.1	514.0	519.9	516.7	230.3
82.5°	11.0	12.4	18.4	29.4	49.9	46.3	41.6	172.1	172.9	143.8	50.5
85°	2.1	2.5	9.1	20.1	25.7	20.1	17.0	40.3	41.2	36.4	12.5
87.5°	0.0	0.1	3.7	4.5	5.1	5.2	5.5	7.9	8.4	11.4	3.4
90°	0.0	0.0	0.0	0.0	0.0	0.0	0.0	0.0	0.0	0.0	0.0



REPORT NUMBER: P385442
 CATALOG NUMBER: GWC-SA1A-727-U-T2-HSS

CANDELA DISTRIBUTION (continued):

	90°	95°	105°	115°	125°	135°	145°	155°	165°	175°	180°
0°	336.9	336.9	336.9	336.9	336.9	336.9	336.9	336.9	336.9	336.9	336.9
2.5°	338.4	333.3	323.6	312.4	303.7	295.1	288.4	281.3	278.8	277.5	277.4
5°	341.8	331.1	310.6	289.5	272.2	255.9	244.2	233.1	227.9	225.5	224.5
7.5°	347.4	330.2	297.2	265.0	240.1	219.7	203.6	191.5	185.4	182.9	181.9
10°	354.0	329.1	281.6	239.1	207.4	186.3	170.3	158.3	151.7	148.9	147.5
12.5°	361.7	327.2	263.6	213.0	179.4	158.3	138.9	124.1	116.6	113.3	111.8
15°	371.3	325.2	244.8	188.4	154.8	129.1	107.8	97.9	96.3	95.7	95.9
17.5°	380.7	322.1	224.2	164.1	128.9	100.8	90.0	89.4	89.7	89.7	89.7
20°	389.2	315.1	201.9	143.3	104.3	85.1	82.8	81.8	81.1	80.6	79.9
22.5°	395.8	305.6	180.4	122.6	85.2	77.9	74.4	71.3	68.7	67.1	66.2
25°	400.3	293.1	160.7	102.8	76.6	70.9	64.5	59.3	55.4	53.0	52.0
27.5°	403.6	279.6	143.1	86.0	70.7	62.7	54.4	48.2	44.1	42.0	41.2
30°	406.0	264.3	127.7	75.6	64.1	54.1	45.3	39.2	36.3	35.1	34.6
32.5°	408.3	247.3	113.0	70.7	57.9	46.3	38.0	33.3	31.5	30.1	29.7
35°	413.9	231.6	99.1	65.5	51.6	39.5	32.6	29.2	27.4	26.6	26.3
37.5°	427.3	219.9	85.8	60.2	45.3	34.2	28.5	26.2	24.5	23.6	23.3
40°	448.8	214.0	74.5	54.4	39.1	30.1	25.9	23.6	21.8	20.5	20.2
42.5°	480.4	214.8	66.6	48.6	34.2	26.9	23.3	20.7	18.7	17.6	17.3
45°	518.8	221.0	61.2	43.0	30.1	24.3	20.5	17.7	15.9	14.9	14.6
47.5°	560.4	231.0	56.7	38.0	26.9	21.9	17.7	14.8	13.2	12.4	12.2
50°	604.3	240.7	52.0	33.0	24.0	19.5	14.9	12.2	11.0	10.3	10.0
52.5°	648.7	251.9	47.8	28.5	21.7	16.7	12.4	10.0	9.0	8.4	8.2
55°	696.5	260.4	43.7	25.0	19.3	14.2	10.3	8.3	7.5	6.7	6.6
57.5°	752.7	273.5	39.5	21.7	16.4	11.8	8.4	6.6	5.9	5.2	5.1
60°	828.6	288.8	35.0	19.1	13.5	9.7	6.9	5.3	4.5	3.9	3.8
62.5°	928.7	305.8	29.4	16.7	11.0	7.9	5.5	4.2	3.2	2.5	2.5
65°	1055.7	333.5	24.0	14.1	9.0	6.5	4.2	3.1	1.8	1.1	1.1
67.5°	1129.8	338.3	19.4	11.5	7.3	5.5	3.5	2.1	0.6	0.1	0.0
69°	1106.0	310.6	16.4	9.8	6.3	5.2	3.2	1.5	0.3	0.0	0.0
70°	1061.3	284.0	14.5	8.7	5.8	4.9	3.1	1.1	0.3	0.0	0.0
72.5°	877.0	202.2	11.0	6.5	4.2	4.4	2.8	0.7	0.3	0.0	0.0
75°	638.8	122.9	7.9	4.5	2.7	3.2	2.0	0.3	0.1	0.0	0.0
77.5°	355.4	57.9	4.9	2.5	1.7	2.0	1.0	0.0	0.0	0.0	0.0
80°	115.4	15.7	2.2	1.4	1.0	1.1	0.4	0.0	0.0	0.0	0.0
82.5°	21.4	4.5	1.3	0.7	0.3	0.3	0.0	0.0	0.0	0.0	0.0
85°	4.6	1.8	0.7	0.3	0.0	0.0	0.0	0.0	0.0	0.0	0.0
87.5°	1.5	0.6	0.1	0.0	0.0	0.0	0.0	0.0	0.0	0.0	0.0
90°	0.0	0.0	0.0	0.0	0.0	0.0	0.0	0.0	0.0	0.0	0.0

Signify Classified - Internal
Cooper Lighting Solutions Photometric Lab
1121 Highway 74 South
Peachtree City, GA 30269

Scaled Data Report



Report Generated By 670245982

Signify Classified - Internal
Cooper Lighting Solutions Photometric Lab
1121 Highway 74 South
Peachtree City, GA 30269

Scaled Data Report



Signify Classified - Internal
Cooper Lighting Solutions Photometric Lab
1121 Highway 74 South
Peachtree City, GA 30269

Scaled Data Report



Signify Classified - Internal
Cooper Lighting Solutions Photometric Lab
1121 Highway 74 South
Peachtree City, GA 30269

Scaled Data Report



Signify Classified - Internal
Cooper Lighting Solutions Photometric Lab
1121 Highway 74 South
Peachtree City, GA 30269

Scaled Data Report



--- HS — SS

Signify Classified - Internal
Cooper Lighting Solutions Photometric Lab
1121 Highway 74 South
Peachtree City, GA 30269

Scaled Data Report



u

Signify Classified - Internal
Cooper Lighting Solutions Photometric Lab
1121 Highway 74 South
Peachtree City, GA 30269

Scaled Data Report



Signify Classified - Internal
Cooper Lighting Solutions Photometric Lab
1121 Highway 74 South
Peachtree City, GA 30269

Scaled Data Report



(END OF REPORT)